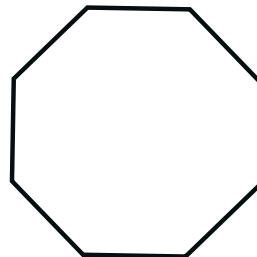
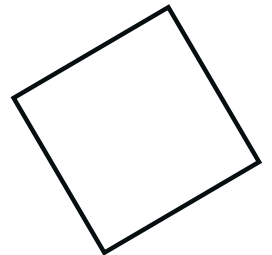

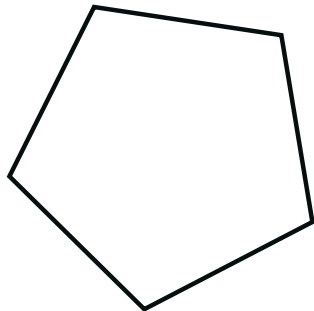



Shape Project

Directions: Your job is to create a “which shape doesn’t belong” book. Include four shapes per sheet and on the back write which shape doesn’t belong. You will have 12 shapes in your book. Remember one shape doesn’t belong, but you’ll decide what shape that is. Use a ruler to create your shapes. You may add color if you like. In your book you’ll need to include at least one hexagon, quadrangle, pentagon, scalene triangle, isosceles triangle, and equilateral triangle. When finished you’ll staple your book together and present it to the class.

shape book



Which shape doesn't belong ? _____

Why? _____

2

Which shape doesn't belong ? _____

Why? _____

4



Write down the page number for the shapes below.

Hexagon: _____

Scalene Triangle: _____

Quadrangle: _____

Isosceles Triangle: _____

Pentagon: _____


Equilateral Triangle: _____

Which shape doesn't belong ? _____

Why? _____

6

Shade in all the polygons below. Circle the shapes that are congruent.



8